

# 16' SWIMSPA

## FEATURES

- Dimensions: 2286 x 4877 x 1245 mm
- Quad 7.0 bhp (4 HP Continuous 56 Frame Executive Pumps)
- Overlap Shell Finish
- Waterproof Spa Base
- Ozone
- Frog Sanitiser System
- Aromatherapy
- Balboa EL8000 Control Panel
- 12 Air Venturi Controls
- 2 Stainless Steel Waterfalls
- 24 LED Lights
- Topside Music Control
- 2 Headrests
- Aqua Bike (optional)
- Aqua Tradmill (optional)
- Exercise Equipment (optional)
- Divider (optional)
- Thermo-Pane Foam Insulation
- Rigid Insulation / Safety Cover



### COLOUR OPTIONS



Caribbean Blue



Sahara


### CABINET OPTION




Mahogany



Seats



Capacity



Jets



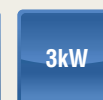
CD System




Electrical



Filter size



Heater



Turbo Air